



**\*\*Tweet Attacks Special Discount Coupon Code at Bottom of Guide\*\***

**Thank you for downloading my Scratch & Sniff Guide to Mass Twitter Followers.**

If you've received this guide from anywhere else than DuplicateSuccess then it might not be the original guide and was most likely stolen. If that's the case you may want to get the original guide offered in my tweet attacks review. Link provided below.

## WHAT IS TWEET ATTACKS?

The new revolutionary way to auto mass market whatever you wish. Market yourself, business, or affiliate products. Targeting Twitter followers has never been so easy until now. Find people who are tweeting "I want X" and show them where to get it with your affiliate link. Emulate a real person and post via Twitter's webpage instead of Twitter's API. Read more... [Tweet Attacks Review](#)

**Note:** You don't need to have Tweet Attacks to use this guide. There are many free strategies revealed in this guide that don't require TA. Enjoy!

## LEGAL RIGHTS

All Rights Reserved.

No part of this guide may be reproduced or transmitted in any form whatsoever: electronic or mechanical, including photocopying, recording, or by any informational storage or retrieval system without expressed written, dated and signed permission from the author.

## DISCLAIMER AND/OR LEGAL NOTICES

The information presented herein represents the views of the author as of the date of publication. Because of the rate with which conditions change, the author reserves the rights to alter and update his opinions based on the new conditions. This guide is for informational purposes only and the author does not accept any responsibilities for any liabilities resulting from the use of this information. While every attempt has been made to verify the information provided here, the author and his referrals cannot assume any responsibility for errors, inaccuracies or omissions. Any slights of people or organizations are unintentional.

## ABOUT THIS GUIDE

I'm creating this guide to help everyone out there struggling to build a targeted following on Twitter. I thought I would provide both my free and paid ways to get targeted followers. Notice: Many of these techniques are things I've picked out by reading forums, PDF guides, testing, and others I've come up with myself. I will do my best to give you accurate inside knowledge into getting targeted followers. I can't specify which strategies and tips I've picked up from where and which ones are my own unique strategies. So if you see a tip here you might have seen or heard somewhere else I apologize and am not in any way saying these are all my original strategies – simply things I've learned over time. **This PDF Guide is not for SALE.**



## TWITTER LIMITS – Important

One of the most important things to be aware of is Twitter's limits when using some of the strategies outlined in this guide. I would suggest taking a look at the Twitter limits page as it describes everything very well.

<http://support.twitter.com/entries/15364> - also detailed below.

The current technical limits for accounts are:

Direct Messages: 250 per day.

API Requests: 150 per hour.

Updates: 1,000 per day. The daily update limit is further broken down into smaller limits for semi-hourly intervals. Retweets are counted as updates.

Following (daily): Please note that this is a technical account limit only, and there are additional rules prohibiting aggressive following behavior. You can find detailed page describing following limits and prohibited behavior on the Follow Limits and Best Practices Page. The technical follow limit is 1,000 per day.

Following (account-based): Once an account is following 2,000 other users, additional follow attempts are limited by account-specific ratios. The Follow Limits and Best Practices pages have more information.

These limits include actions from all devices including web, mobile, phone, API, etc. API requests from all third-party applications are tracked against the hourly API limit. People who use multiple third-party applications with their account will therefore reach the API limit more quickly.

**IMPORTANT NOTE:** I wouldn't recommend coming close to the 1,000 following limit per following day - no more than 600 – to keep Twitter from noticing you. I **don't** recommend following 600 every single day – This will get your account suspended from Twitter. Following frequency covered in more detail below.

## FREQUENCY OF USE

The strategies I'm going to describe uses different FREE Twitter tools. Most of these tools are used for following and/or unfollowing. Over all I would like to give you can idea of the frequency in which to use these tools to avoid twitter from noticing your follow/unfollow activity.

I typically try to stay to a simple schedule to do my following/unfollowing. I suggest following 4 days a week and on off days do unfollowing (about 2-3 times a week). I find it best to just rotate days. I don't stick to a tight schedule I just keep track in my mind of the last time I did what and just rotate accordingly.

**Tip:** avoid unfollowing people you've followed within the last 3 days. Twitter monitors how many people you follow then unfollow in a short time period.

## TWITTER TOOLS & LINKS

I would like to start out by detailing the free tools and services I used before I found Tweet Attacks. These are excellent tools you can use to generate thousands of targeted followers completely free. I will detail how I use these tools and include any tips or important information. All of these tools combined create a very nice arsenal to start creating a targeted Twitter list for your niche/market.

**Tip:** if you're lucky enough to catch this tip it's a good one – when either manually following or using the tools outlined in this guide to mass follow I strongly recommend after you've completed a following session to create a list on twitter and list everyone you just followed. Why? Because I've found over trial and time that if you follow someone then list them you'll have a much higher percentage of people following you back plus listing you back. Listing is important because people want to be listed, it makes them feel important and everyone wants their Twitter numbers to grow. Also, if you think about it most Twitter marketers don't create lists and this gives you a personal human feel. I suggest naming the list something funny, creative, inspiring, or give it the wow-factor. You want to draw attention to make this person interested in you. Be bold but not over the top, if that make sense. This is also good for you because anyone else that views or follows that list will also see your tweets so it's a great way to make your tweets more viral to reach more people.

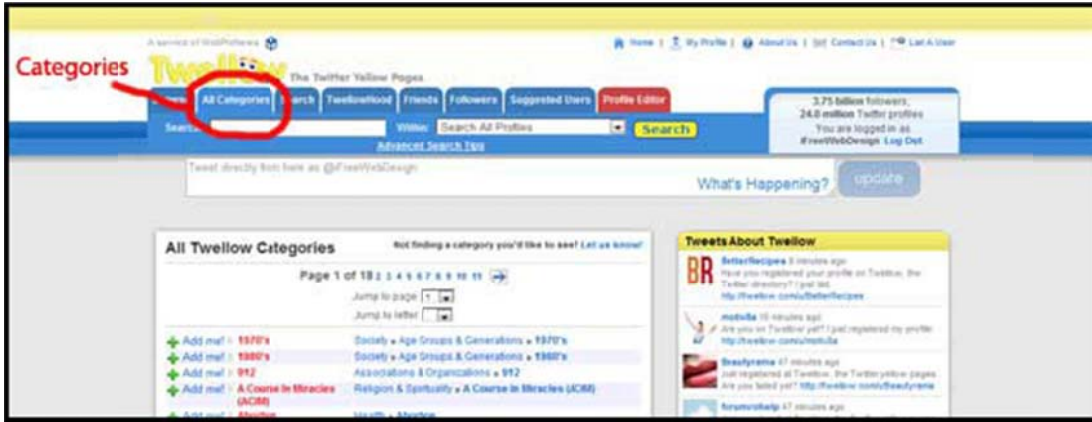


**Mytweeps.com** – This website allows you to manage your Twitter followers. This site is very important part of managing Twitter followers. My Tweeps is very simple to use – it has 2 main functions: to follow and unfollow. This will allow you to see who is not following you back and who is following you that you're not following back. You can mass follow your followers you don't follow, but you cannot mass unfollow people due to Twitter restrictions. I would highly recommend you sync your account at least once a week. This helps to keep your My Tweeps account updated with your Twitter account changes. To do this simply click > Sync with Twitter > Scheduled Sync. Choose a sync time on a day you're normally busy or don't get online to do your Twitter stuff normally.

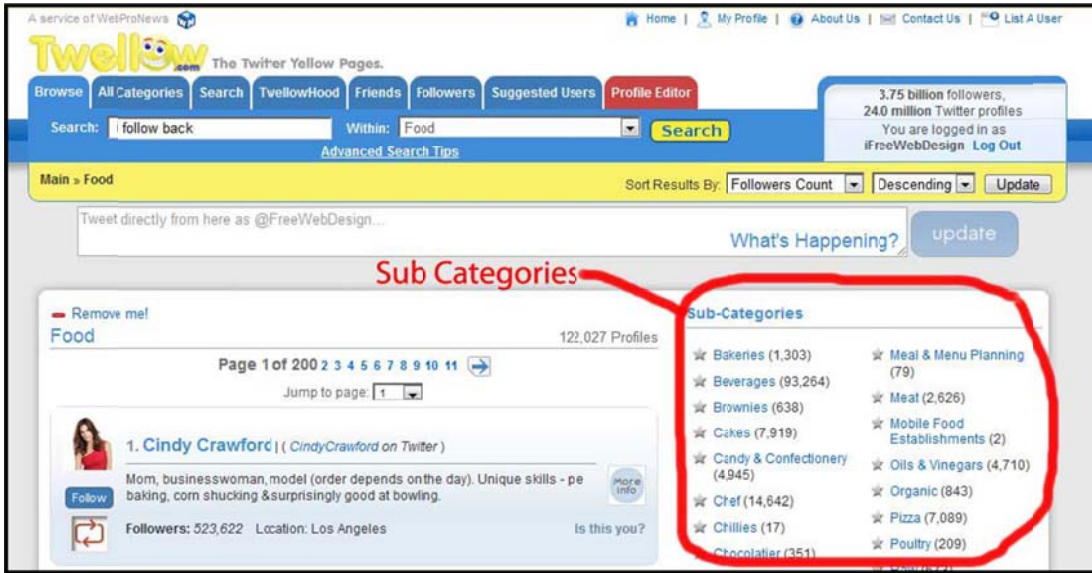
**WHAT IS TWEET ATTACKS? The new revolutionary way to auto mass market whatever you wish. Discount Code at the end!**

[Twellow.com](http://Twellow.com) – The ultimate Twitter directory. This is very powerful but requires that you follow each person individually. The real benefit to this is being able to search for people by keywords in their profile or finding people by a specific category. This can lead to much targeted followers but requires a little time.

Here is a huge tip to getting many followers with Twellow – I actually hesitated on giving this tip out because it's so powerful. Once you log into Twellow select a category.

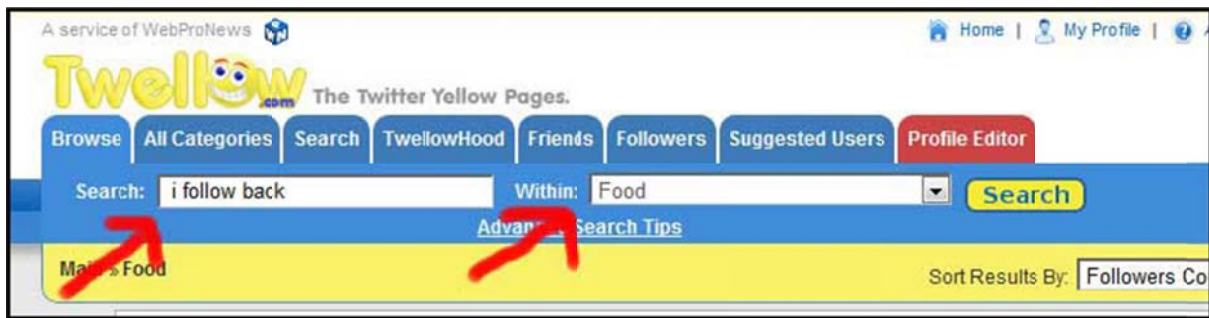


For this example we're going to use food as our category. Next if the category you selected has sub categories you might want to select a sub category after you select the main category.



If you're looking to get more results/followers, then typically don't select a sub category. If you're looking for more targeting followers then select a sub category if one fits your niche/market.

Once you have your category selected simply search for 'I follow back' within your category. This will tell Twellow to search the profile of everyone within the category selected for the phrase you search for. Many people will say they follow back in their Twitter profiles and we're going to find out who they are.



After you click search you will notice at the bottom how many pages the search returned...in this case there were 18 pages with 20 people per page. These people all claim they follow back in their profile and with my experience most do! So with 18 pages and 20 people per page I have the potential for 360 targeted followers. Most people will follow back if they feel you have similar interests as them. I understand clicking the follow link for each person 360 or X number of times might seem like busy work but just think of the quality of these followers.

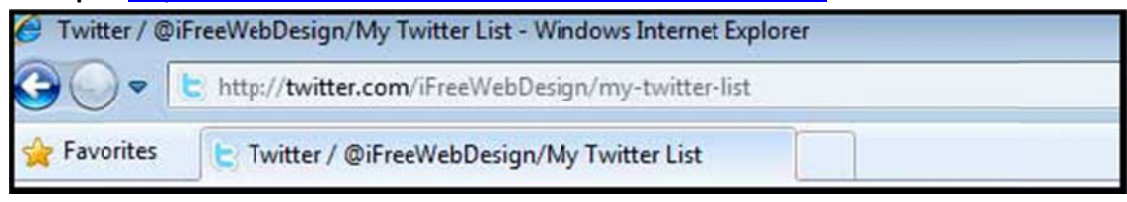


[TweepML.org](http://TweepML.org) - Excellent list tool for Twitter. This site allows you to follow user created Twitter lists. Ever notice how if you follow someone's list on Twitter it doesn't actually follow the people on the list, just the list itself? TweepML allows you to directly follow all the people in that list. Tweepml.org has a list of popular list you can follow. This works great if you can find a targeted list within your niche. TweepML can be very powerful if used right. Here are a few strategies to get the most out of TweepML.

**WHAT IS TWEET ATTACKS? The new revolutionary way to auto mass market whatever you wish. [Tweet Attacks Review](#)**

1. **Mass following other people's lists** – now you have the power to follow the people in any given Twitter list. How does this benefit you? Well, most people know at least some major player in your niche. For instance, going back to the food niche, Guy Fieri is a highly respected, well-known TV Host and Culinary Mastermind on the Food Network TV Channel. Hypothetically speaking, if you were to go to Guy's Twitter page and let's say he has a lot of Twitter lists with people he recommends in the food industry. Now you have the power to follow all those people by navigating to the list with your web browser. Now take notice to the URL of the page in the address bar of your browser. This address is where the list is located. You need this address to give to TweepML to auto follow these people.

Example: <http://twitter.com/twitter-user-name/name-of-twitter-list>



**Note:** make sure your list's URL address doesn't contain "https://" because the "s" means it's a secure connection and you're logged into twitter. TweepML won't recognize this connection and you need to remove the s if you're logged into twitter when you grab a list address. Correct: "http://".

Now that you have your address navigate to [TweepML.org](http://TweepML.org) – on the right side you will see "Follow a Twitter List." Enter the list's URL address here and click follow.



2. **Mass follow other peoples' followers** – let's take this one step further and instead of following lists, let's follow the followers of major players in your niche/market. How does this benefit you? If you're following people interested in your specific niche/market...you know that they're targeted followers because they've shown interested in your niche/market by following this person. This helps you create a list of targeted followers which converts to more clients/sales/money. This however is done slightly different than following a list. First you need to go to [TweepML.org/follow/](http://TweepML.org/follow/) and click "Create a List" near the top.

**Note:** Sign up for a TweepML account using the first link on the top right of the page. You'll need to save your TweepML list you've created to TweepML so you can follow it once it's created.



Enter the Twitter address to the person's followers you wish to follow. Use this template/example for guidance. "http://www.twitter.com/twitter-user-name/followers". Click 'find' and the list of followers will show up under the "Twitter Users" box, as shown on the diagram below. Next, name the list and click "Generate TweepML" and your list will be created.



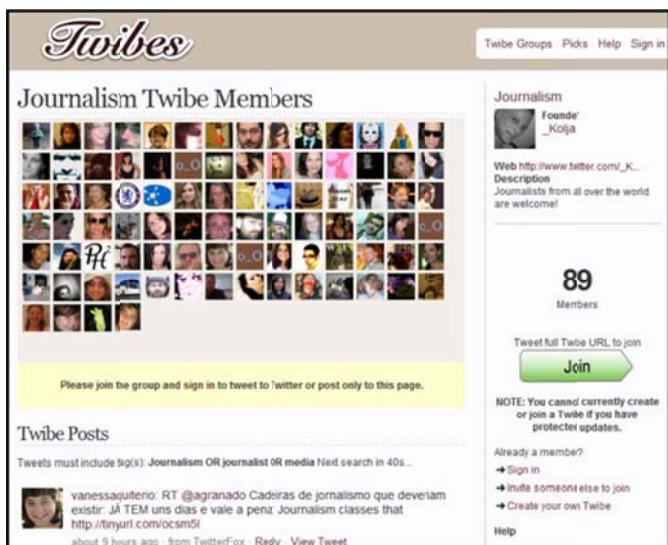
You will be taken to a page with links to the list you've created. You need to visit the link they provide and simply follow the list. Now keep in mind that while this process might seem long – it's not too bad once you've done it a few times.

**WHAT IS TWEET ATTACKS? The new revolutionary way to auto mass market whatever you wish. Discount Code at the end!**



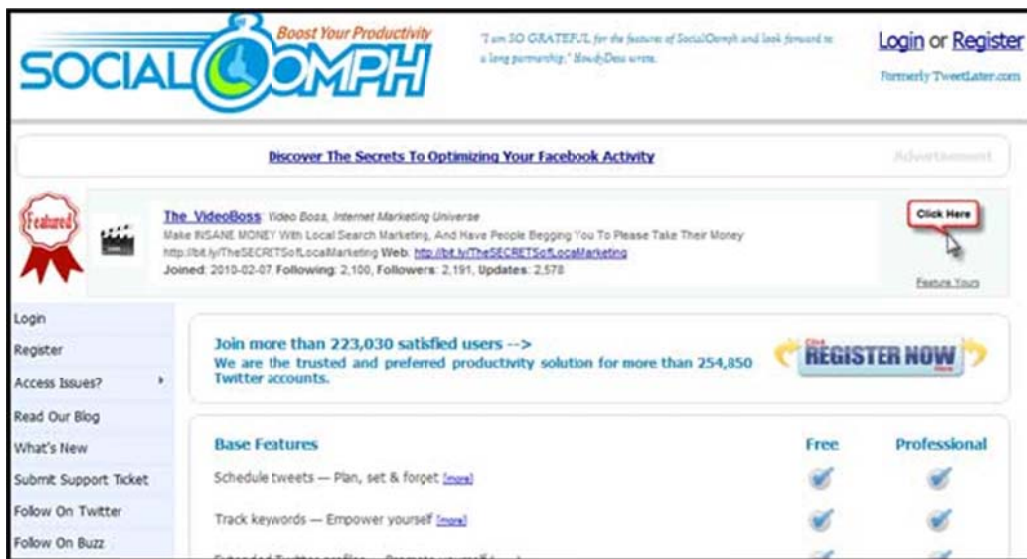
**Tip:** After you have followed the list I would suggest you edit the list by clicking the “My List” link as seen in larger picture above. Then click the list and add your own Twitter name to the list. The reason is because people could find your list on TweepML and if they do and follow the list you want to make sure they follow you too, right? 😊

**Important Note:** TweepML only allows you to create lists with a max of 250 people. If you’re trying to follow other peoples’ followers and they have more than 250 followers copy the list of followers that TweepML generates initially into a word document like notepad++ because it numbers each row and makes it easy to grab 250 followers for each list you need depending on the number of followers. [Notepad++](#) is completely free to use and download.



**Twibes.com** – This site is great for connecting with people of a certain niche like the image above shows the journalism twibe and members. You can easily join a twibe by clicking the green join button and an auto tweet will state you’ve joined the twibe. Then your Twitter profile picture and new tweets will show up on the twibes journalism page. **Tip:** One thing I’ve noticed with twibes is you will get many followers and get listed many times by joining some twibes. I suggest you join as many twibes as can find in your niche/market. **Note:** make sure to space them out because you don’t want to drown your Twitter account with a lot of tweets stating you just joined twibes – your followers might not like that.

One feature that has me going back to twibes is the follow all feature that integrates with TweepML.org. This gives you the ability to follow all twibe members of a certain twibe. Once you click the ‘follow all’ link you will be directed to tweepml.org to auto follow the list of twibe members. This can be a very powerful tool for people of specific niches.



**SocialOomph** – This tool is used for many things. The most popular I’ve found is to schedule tweets and send Direct Messages (DMs) to new followers.

**Tip:** I would highly recommend you don’t try to sell/spam anything on your welcome message. I would keep it simple and tell a bit about yourself, your interests, and maybe a link to your other social profiles like Facebook. This is important to keep them as a follower long term. People typically unfollow people who send spam via Twitter Direct Message. Keep this in mind and remember they’ll see your tweets and be more likely to respond to them. Think of the direct message as a way for you to show you’re not a spammer and you’re a real person.

Welcome Direct Message to New Followers Example: Hi, I started to follow you because of our similar interests. I’m ‘Name’ and I hope you enjoy tweeting with me. I’m on FB too <http://facebook.com/profile>. –Name

**Note:** Must keep DMs to the 140 character limit that Twitter enforces.

SocialOomph also offers many other features that are quite helpful but not free.

- Schedule @replies and DMs - Their time zone
- Broadcast DMs — Send to all followers
- Run your own bots — Automated accounts
- Manage DMs With Automatic SPAM Control
- Discover Which Followers Have The Most Clout
- Find Quality Friends to Follow Using Keywords
- Schedule & Publish Blog Posts and Pages
- Facebook Features

They have a professional version of their services with all of these features check them out if you’re interested.

**WHAT IS TWEET ATTACKS? The new revolutionary way to auto mass market whatever you wish. [Tweet Attacks Review](#)**

## Tweet Attacks Money Method

Here is a method to use with Tweet Attacks to start immediately generating affiliate money with Tweet Attacks. Yes, that's right, with Tweet Attacks. It's really no secret I promote Tweet Attacks. This method will enable you to send an original message to someone tweeting about a specific keyword. You may also use this strategy with Tweet Attacks to promote and market any product or business. Next, we need to locate on Twitter those that use Twitter to market their business. I typically try to shy away from obvious internet marketers, make money online, or work at home Twitter users. These users typically don't watch their Twitter stream of tweets and rarely read their DMs or @mentions. Simply put, they just don't convert. The real trick and where you need to get creative is to come up with people that could use your product, which in this case would be Tweet Attacks' Twitter marketing software.

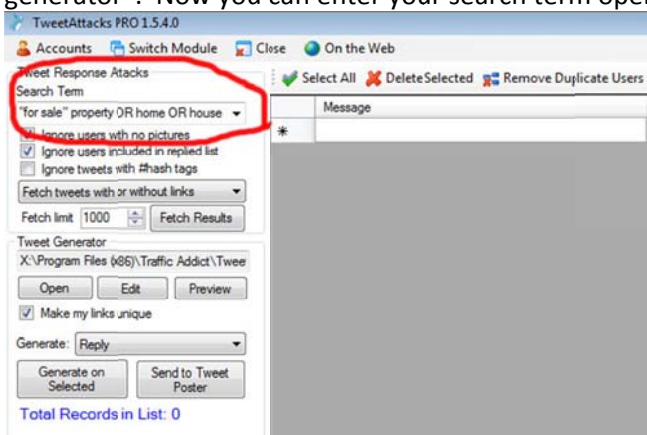
Here are a few examples of people you could target: Bloggers, authors, website owners, real estate agents, web designers, and lawyers. These are all people who have a business or product and are using Twitter to market their product. All you're doing is showing them the best way to efficiently stand out and dominate their Twitter market.

I would suggest you pull out your phone book yellow pages and start going through different businesses to come up with some ideas of people/businesses to target. Now that you have a list of businesses you can start to figure out what these businesses might be tweeting. So if we were going to go after real estate you might use this as a keyword... "for sale". Next, you need to come up with a list of things they might be tweeting about with the keywords for sale. **Tip:** If you're struggling to come up with keywords for a certain person or business then I would suggest using the Twellow Twitter directory to locate them and take a look at their tweets for help. Twellow detailed above.

Here are a few examples: House, property, home, duplex, condo, and apartment.

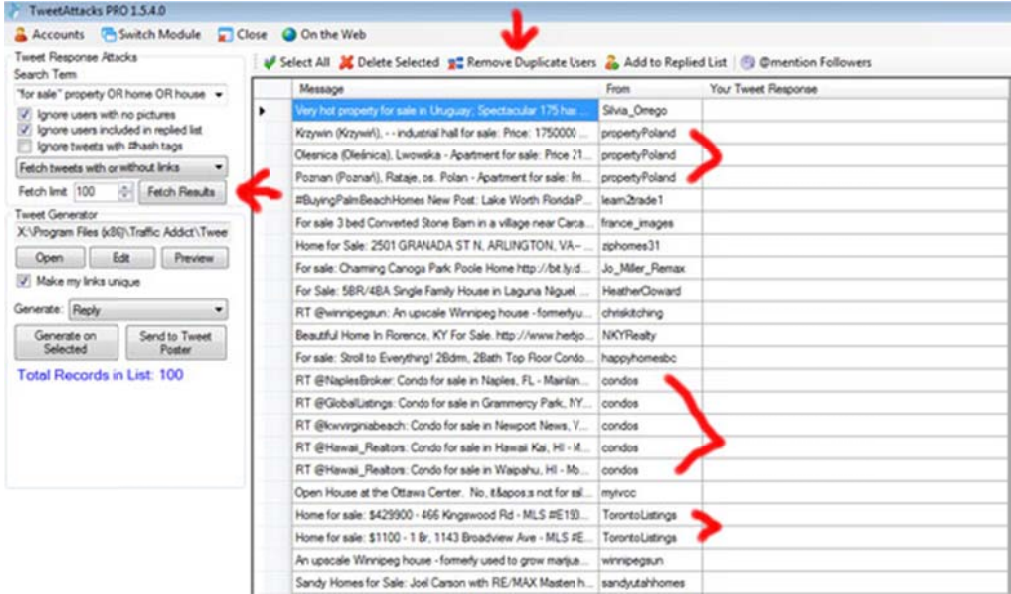
Now that we have our keywords for our real estate example: For Sale, house, property, home, duplex, condo, and apartment. Here is an example of the template to use for Tweet Attacks Search Term: "for sale" property OR home OR house OR duplex OR condo OR apartment OR properties. You can see more examples of how to use search term operators here: <http://search.twitter.com/operators> or you can use the advanced search form on twitter to generate your own search term operator. <http://search.twitter.com/advanced> Fill out the "Words" section of the form and click search. Now notice your search term operator in the search box on the top of this twitter page? Take this and copy & paste into tweet attacks as described and pictured below.

Now start up Tweet Attacks and login to your Twitter account within Tweet Attacks. Next switch module to "reply generator". Now you can enter your search term operator in the "Search Term" section on the left like pictured below.



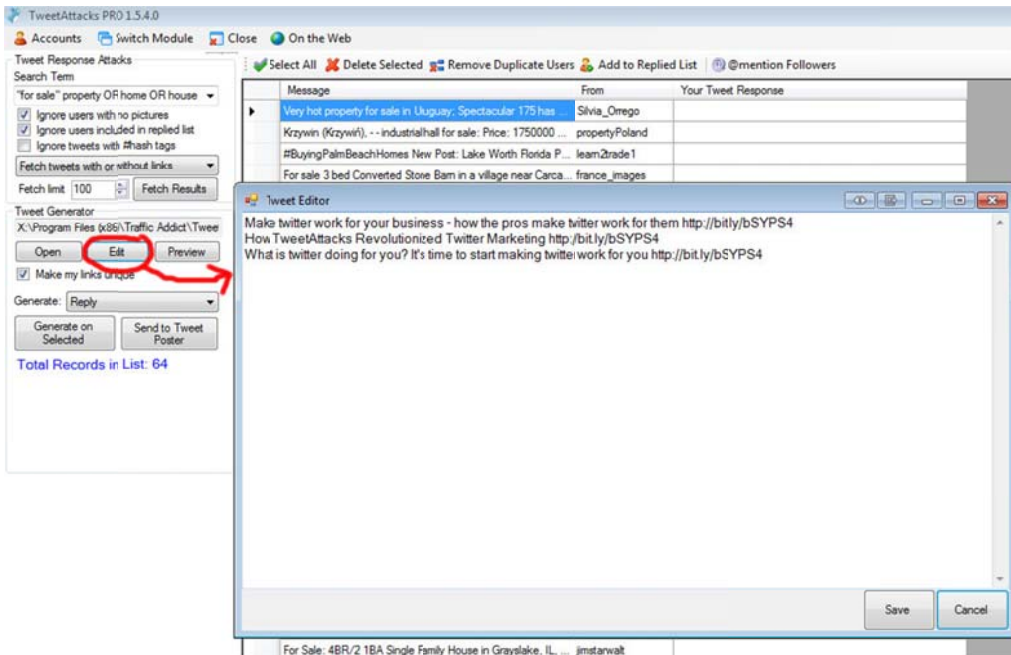


I suggest leaving it on default “fetch tweets with or without links”. This will give us more results as many relators will use links to the property their selling. For the fetch limit you can use really whatever you wish here. I’m going to use 100 for this example.



You can see the results and you will notice that we have duplicates – these might be unique tweets but they are from the same person and we don’t want to send multiply tweets to the same person so we need to use the “remove duplicate users” button as pictured above. Now we have 64 different people.

Next, we need to create our random tweet replies for the remaining people. You will need to create as many different original replies as possible. In this example I only did 3 different replies.



If you don't have TweetAttacks get the discount code below and start generated money online! [Tweet Attacks Review](#)

After that's its quite simple. Click "select all" at the top and click "Generate on Selected" button on the left.



TweetAttacks PRO 1.5.4.0

Accounts Switch Module Close On the Web

Tweet Response Attacks

Search Term

"for sale" property OR home OR house

Ignore users with no pictures

Ignore users included in replied list

Ignore tweets with #hash tags

Fetch tweets with or without links

Fetch limit 100 Fetch Results

Tweet Generator

X:\Program Files (x86)\Traffic Addict\Tweet

Open Edit Preview

Make my links unique

Generate: Reply

Generate on Selected Send to Tweet Poster

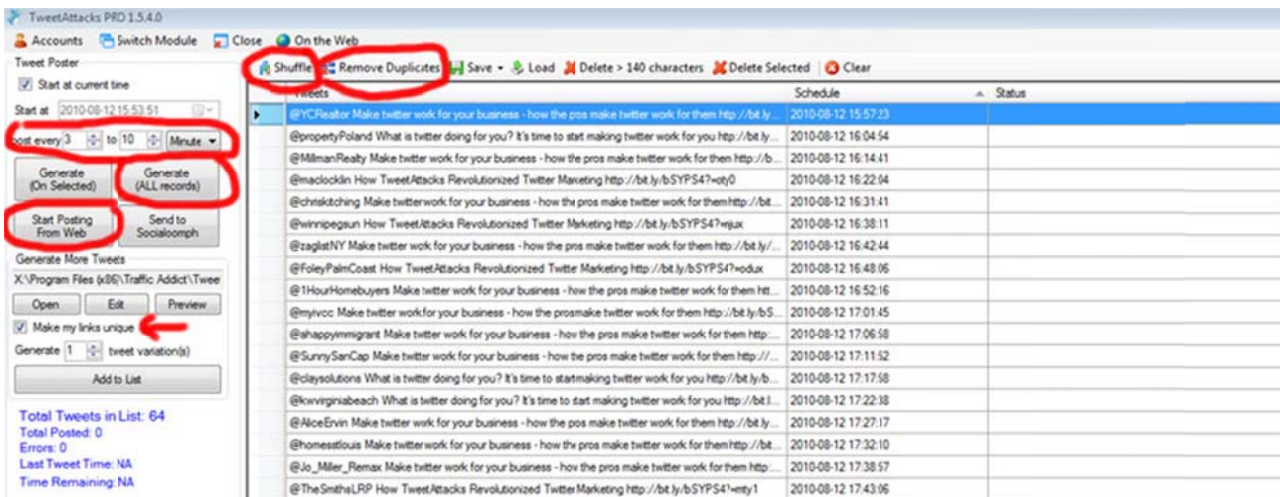
Total Records in List: 64

Message	From	Your Tweet Response
Very hot property for sale in Uruguay. Spectacular 175 has ...	Silvia_Orrego	@Silvia_Orrego Make twitter work for your business - how t...
Krzywin (Krzywiń), - industrial hall for sale: Price: 1750000 ...	propertyPoland	@propertyPoland What is twitter doing for you? It's tme to st...
#BuyingPalmBeachHomes New Post: Lake Worth Florida P...	learn2trade1	@learn2trade1 How TweetAttacks Revolutionized Twitter ...
For sale 3 bed Converted Stone Barn in a village near Carca...	france_images	@france_images Make twitter work for your business - how ...
Home for Sale: 2501 GRANADA ST N, ARLINGTON, VA - ...	ziphomes31	@ziphomes31 Make twitter work for your business - how the...
For sale: Chaming Canoga Park Poole Home http://bit.ly/d...	Jo_Miller_Remax	@Jo_Miller_Remax Make twitter work for your business - ho...
For Sale: 5BR/4BA Single Family House in Laguna Niguel, ...	HeatherCloward	@HeatherCloward Make twitter work for your business - ho...
RT @winnipeg_sun: An upscale Winnipeg house - formerly u...	chriskitching	@chriskitching Make twitter work for your business - how th...
Beautiful Home In Florence, KY For Sale. http://www.herbjo...	NKYRealty	@NKYRealty Make twitter work for your business - how the ...
For sale: Stroll to Everything! 2Bdrm, 2Bath Top Floor Condo...	happyhomesbc	@happyhomesbc What is twitter doing for you? It's tme to s...
RT @NaplesBroker: Condo for sale in Naples, FL - Mainlan...	condos	@condos Make twitter work for your business - how the pro...
Open House at the Ottawa Center. No, it&apos;s not for sal...	myivcc	@myivcc Make twitter work for your business - how the pros...
Home for sale: \$429900 - 466 Kingswood Rd - MLS #E193...	TorontoListings	@TorontoListings Make twitter work for your business - how...

Next, you'll want to send it to the tweet poster to schedule the tweets to post. Just click the "Send to Tweet Poster" button; you'll be directed to the Tweet Poster module. Here you can randomize how often tweet replies happen by selecting to post every 3 – 10 minutes; feel free to change these numbers to what works for you.

Make sure you select "Make my links unique," this way you're not using the same link over and over; but you can put the same link in your tweet generator. You might also want to click the Shuffle button at the top to shuffle your tweets around so it's more random. You can also make sure that all of your tweet replies are under the 140 character limit Twitter enforces – click the "Delete > 140 characters" button on the top.

In the tweet poster, you need to generate the schedule by clicking the "Generate (ALL records)" button on the left. Now you should see a random time next to each tweet reply under the 'schedule' column.



TweetAttacks PRO 1.5.4.0

Accounts Switch Module Close On the Web

Tweet Poster

Start at current time

Start at 2010-08-12 15:53:51

Post every 3 to 10 Minute

Generate (On Selected) Generate (ALL records)

Start Posting From Web Send to Socialoorph

Generate More Tweets

X:\Program Files (x86)\Traffic Addict\Tweet

Open Edit Preview

Make my links unique

Generate 1 tweet variation(s)

Add to List

Total Tweets in List: 64

Total Posted: 0

Errors: 0

Last Tweet Time: NA

Time Remaining: NA

Shuffle Remove Duplicates Save Load Delete > 140 characters Delete Selected Clear

Tweets	Schedule	Status
@YCreator Make twitter work for your business - how the pros make twitter work for them http://bit.ly/...	2010-08-12 15:57:23	
@propertyPoland What is twitter doing for you? It's time to start making twitter work for you http://bit.ly/...	2010-08-12 16:04:54	
@MilmanRealty Make twitter work for your business - how the pros make twitter work for them http://b...	2010-08-12 16:14:41	
@maclockin How TweetAttacks Revolutionized Twitter Marketing http://bit.ly/bSYPS47noty0	2010-08-12 16:22:04	
@chriskitching Make twitter work for your business - how the pros make twitter work for them http://bit...	2010-08-12 16:31:41	
@winnipeg_sun How TweetAttacks Revolutionized Twitter Marketing http://bit.ly/bSYPS47rejux	2010-08-12 16:38:11	
@zaglistNY Make twitter work for your business - how the pros make twitter work for them http://bit.ly/...	2010-08-12 16:42:44	
@FoleyPalmCoast How TweetAttacks Revolutionized Twitter Marketing http://bit.ly/bSYPS47hodux	2010-08-12 16:48:06	
@1HourHomebuyers Make twitter work for your business - how the pros make twitter work for them htt...	2010-08-12 16:52:16	
@myivcc Make twitter work for your business - how the pros make twitter work for them http://bit.ly/bS...	2010-08-12 17:01:45	
@shappymigrant Make twitter work for your business - how the pros make twitter work for them http...	2010-08-12 17:06:58	
@SunnySanCap Make twitter work for your business - how the pros make twitter work for them http://...	2010-08-12 17:11:52	
@claysolutions What is twitter doing for you? It's time to start making twitter work for you http://bit.ly/b...	2010-08-12 17:17:58	
@kivirginia What is twitter doing for you? It's time to start making twitter work for you http://bit.l...	2010-08-12 17:22:38	
@AliceErvin Make twitter work for your business - how the pros make twitter work for them http://bit.ly...	2010-08-12 17:27:17	
@honestious Make twitter work for your business - how the pros make twitter work for them http://bit...	2010-08-12 17:32:10	
@Jo_Miller_Remax Make twitter work for your business - how the pros make twitter work for them http...	2010-08-12 17:38:57	
@TheSmithLRP How TweetAttacks Revolutionized Twitter Marketing http://bit.ly/bSYPS47vety1	2010-08-12 17:43:06	

Finally, click "Start Posting from Web" and keep Tweet Attacks running until it completes. Sit back and wait for the money to start rolling in. Once a job has completed go ahead and start this whole process over with new targeted people and keywords. The possibilities are truly endless but require a little creativity.

# TWEET ATTACKS SPECIAL DISCOUNT COUPON CODE

Most of these methods require significant time and effort. If you'd like to automate your Twitter tasks, I would highly recommend checking out Tweet Attacks. If you haven't already, you can check out my review of TA here. As I promise in the review I will give you a coupon code for a special discount – [click the image below to view your coupon code](#).



**tweetattacks** 

**Click Here to View Coupon Code**

**" The Most Complete and Only Twitter Marketing Software that Breaks the Limits "**



- ✓ Automate twitter marketing without getting noticed
- ✓ Build thousands of followers without worrying on API limits
- ✓ Post and schedule thousands of tweets without worrying on API limits
- ✓ Make money in twitter with or without any followers
- ✓ Reply on thousands of users looking for your offers on autopilot
- ✓ The only twitter software that **DOES NOT USE THE API**
- ✓ Use An Unlimited Number of Accounts
- ✓ NO Monthly Fees
- ✓ FREE Lifetime Updates
- ✓ The most complete and powerful Twitter Software Available

Twitter auto follower, auto unfollower, tweet scraper, reply generator, auto retweeter, tweet auto poster, auto reply, mass retweeter, tweet spinner and tweet scheduler with socialoomph integration

view coupon code

 **Get It Now!**

**Click Here to View Discount Coupon Code**